




Florida Department of Environmental Protection

Office of Communications

AQ Focus Group

Date





General Comments

- The ozone forecasts are generally VERY useful.
- The forecasts continue to be aggressive for days of high relative humidity.
- The 12Z runs tend to amplify the forecasts for elevated readings compared to the 06Z runs.
- There have been and continue to be occasional very exaggeratedly high forecasts.



SRQ NOAA 06Z Forecast: 65 ppb

12Z Model Run	Daytona Beach	Fort Myers	Fort Pierce	Holiday	Lakeland	Melbourne	Pensacola	Sarasota	Tallahassee
Wed, 05 Aug 04 PM	38	40	41	18	26	16	32	13	26
Wed, 05 Aug 05 PM	42	46	42	19	32	20	33	14	27
Wed, 05 Aug 06 PM	45	48	42	20	37	24	35	18	28
Wed, 05 Aug 07 PM	47	48	40	23	43	30	37	23	30
Wed, 05 Aug 08 PM	48	46	38	26	48	37	39	30	31
Wed, 05 Aug 09 PM	48	42	34	30	51	44	41	38	32
Wed, 05 Aug 10 PM	48	38	31	33	54	50	43	48	34
Wed, 05 Aug 11 PM	47	34	28	35	56	54	46	55	34
Thu, 06 Aug 12 AM	45	30	27	35	56	57	47	61	34
Thu, 06 Aug 01 AM	43	25	27	34	53	57	48	64	33
Thu, 06 Aug 02 AM	40	22	27	33	48	54	48	65	32
Thu, 06 Aug 03 AM	36	20	26	31	42	50	48	63	30
Thu, 06 Aug 04 AM	32	20	24	28	37	45	48	60	28
Thu, 06 Aug 05 AM	28	19	22	24	31	40	47	56	27
Thu, 06 Aug 06 AM	25	19	21	22	26	36	46	50	26
Thu, 06 Aug 07 AM	21	18	20	20	22	33	45	46	25
Thu, 06 Aug 08 AM	17	17	19	19	18	30	44	43	23
Thu, 06 Aug 09 AM	15	15	19	19	16	28	43	42	22
Thu, 06 Aug 10 AM	15	15	21	19	16	26	42	40	21
Thu, 06 Aug 11 AM	17	16	25	19	16	26	41	39	21
Thu, 06 Aug 12 PM	19	19	29	19	18	26	40	38	20
Thu, 06 Aug 01 PM	22	22	34	19	19	25	38	35	19
Thu, 06 Aug 02 PM	26	25	39	18	22	24	36	33	18
Thu, 06 Aug 03 PM	30	29	44	18	25	23	35	31	18
Thu, 06 Aug 04 PM	35	32	49	18	28	23	33	29	19
Thu, 06 Aug 05 PM	38	35	53	19	32	26	33	29	20
Thu, 06 Aug 06 PM	40	35	55	21	37	28	33	30	22
Thu, 06 Aug 07 PM	41	34	54	23	40	31	34	32	24
Thu, 06 Aug 08 PM	40	32	52	26	43	34	35	34	25
Thu, 06 Aug 09 PM	38	29	47	27	44	38	36	35	27
Thu, 06 Aug 10 PM	36	25	42	29	44	42	38	36	29
Thu, 06 Aug 11 PM	33	23	37	30	41	41	41	37	26



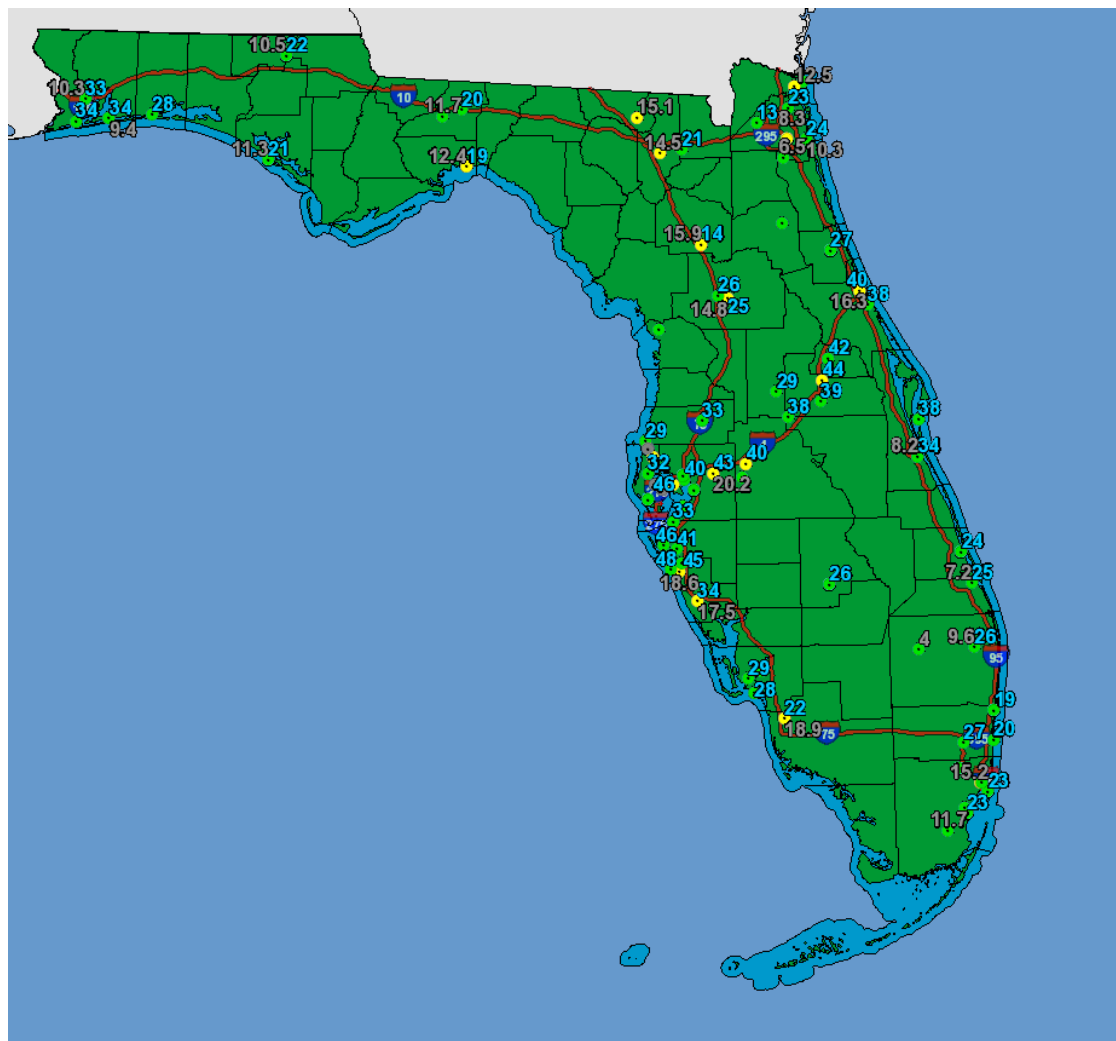
SRQ NOAA 12Z Forecast: 76 ppb

12Z Model Run	Daytona Beach	Fort Myers	Fort Pierce	Holiday	Lakeland	Melbourne	Pensacola	Sarasota	Tallahassee
Wed, 05 Aug 04 PM	38	40	41	34	57	46	43	51	33
Wed, 05 Aug 05 PM	42	46	42	36	58	51	46	61	33
Wed, 05 Aug 06 PM	45	48	42	36	56	52	48	69	32
Wed, 05 Aug 07 PM	47	48	40	35	52	51	49	74	31
Wed, 05 Aug 08 PM	48	46	38	34	46	48	49	76	30
Wed, 05 Aug 09 PM	48	42	34	31	40	44	48	76	29
Wed, 05 Aug 10 PM	48	38	31	27	35	40	47	74	27
Wed, 05 Aug 11 PM	47	34	28	23	31	35	46	68	26
Thu, 06 Aug 12 AM	45	30	27	20	26	30	44	60	24
Thu, 06 Aug 01 AM	43	25	27	19	23	26	41	52	23
Thu, 06 Aug 02 AM	40	22	27	18	20	24	39	45	22
Thu, 06 Aug 03 AM	36	20	26	17	20	23	36	40	21
Thu, 06 Aug 04 AM	32	20	24	17	19	23	34	35	20
Thu, 06 Aug 05 AM	28	19	22	17	20	24	33	31	19
Thu, 06 Aug 06 AM	25	19	21	17	20	24	31	28	18
Thu, 06 Aug 07 AM	21	18	20	17	21	25	30	25	17
Thu, 06 Aug 08 AM	17	17	19	16	22	24	29	23	16
Thu, 06 Aug 09 AM	15	15	19	16	25	25	28	21	15
Thu, 06 Aug 10 AM	15	15	21	16	29	26	27	21	16
Thu, 06 Aug 11 AM	17	16	25	17	34	29	28	22	16
Thu, 06 Aug 12 PM	19	19	29	19	38	33	28	24	17
Thu, 06 Aug 01 PM	22	22	34	22	42	37	30	28	18
Thu, 06 Aug 02 PM	26	25	39	24	46	41	31	31	20
Thu, 06 Aug 03 PM	30	29	44	26	48	46	33	33	21
Thu, 06 Aug 04 PM	35	32	49	29	47	49	36	35	22
Thu, 06 Aug 05 PM	38	35	53	31	45	52	39	37	23
Thu, 06 Aug 06 PM	40	35	55	32	41	51	41	37	24
Thu, 06 Aug 07 PM	41	34	54	32	36	49	42	36	23
Thu, 06 Aug 08 PM	40	32	52	31	30	45	42	32	23
Thu, 06 Aug 09 PM	38	29	47	30	25	40	42	29	22
Thu, 06 Aug 10 PM	36	25	42	28	20	35	41	26	22
Thu, 06 Aug 11 PM	33	22	37	27	16	31	40	24	22



Verifying Concentration

- Highest Concentration for Sarasota was 48 ppb





AirNow Forecast Guidance

- Verifying Concentration for Pensacola was 37 ppb

Pensacola

Saved but not submitted: 8/7/2015 12:29 PM (PT)

Apply to Group:

Pollutant	Yest. Obs Thu, 08/06	Today Fri, 08/07	Tomorrow Sat, 08/08	Day 2 Sun, 08/09	Day 3 Mon, 08/10	Day 4 Tue, 08/11	Day 5 Wed, 08/12	Delete Forecast
Ozone Forecast (AQI)	24	Good	Good	Good	Good	Good	Good	<input type="checkbox"/>
Hide Guidance								
NOAA 06Z		51	111					
NOA		50	84					
PM _{2.5} Foreca (AQI)		Good	Mod					<input type="checkbox"/>
<input type="text" value="Click to use: NOAA 06Z"/>								
Show Discussion								



Not a New Issue

AIRNOW TECH Standard Forecast Welcome, Tammy Eagan! | [My Account](#)

[Home](#) [Agencies](#) [Sites](#) [Navigator](#) [Data](#) [Forecasts](#) [Polling](#) [Notifier](#) [EnviroFlash](#)

[Submit Forecast](#) [Submit Discussion](#) [Settings](#) [Query Forecasts](#) [Verification Sites](#) [Verification](#)

Choose an Existing Form

PNS Forecast

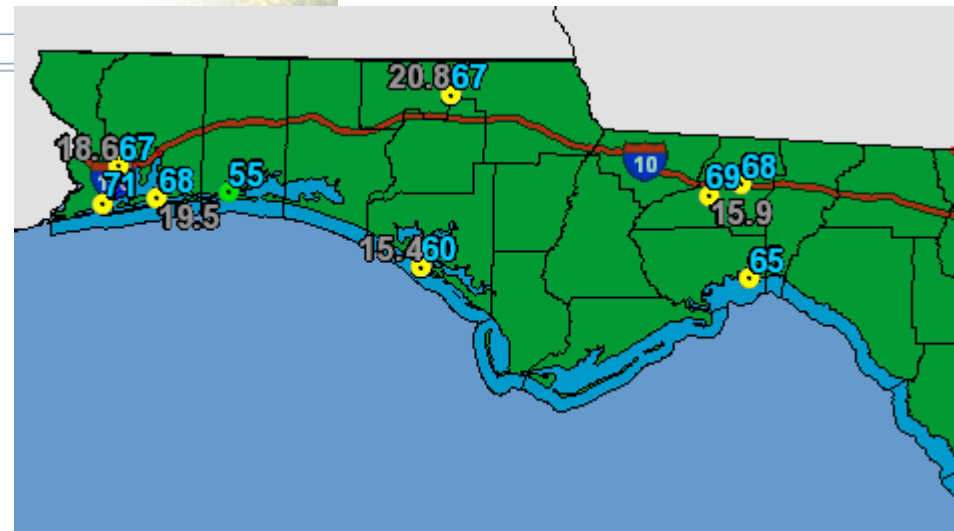
For categorical forecasts, enter:

g	for	Good
m	for	Moderate
usg	for	Unhealthy for Sensitive Gr
u	for	Unhealthy
vu	for	Very Unhealthy
h	for	Hazardous

Pensacola Last Submitted Wed, 06/01


Pollutant	Yest. Obs Tue, 05/31	Today Wed, 06/01	Tomorrow Thu, 06/02	Day 2 Fri, 06/03	Day 3 Sat, 06/04	Day 4 Sun, 06/05	Day 5 Mon, 06/06
Ozone	Forecast 31	Mod	Mod	Good	Good	Good	Good
	NOAA	152	109				
PM _{2.5}	Forecast 33						

- This was a 2011 Unhealthy (96 ppb) forecast for Pensacola which verified at 71 ppb.





Comments or Questions



Tammy Eagan

850/717-9060

e-mail: Tammy.Eagan@dep.state.fl.us